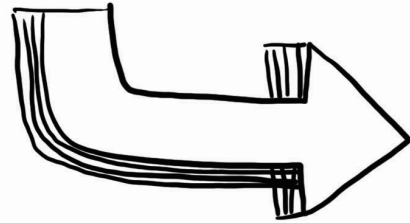



SOLIDI → 3 DIMENSIONI


- ALTEZZA
- LARGHEZZA
- PROFONDITÀ

FIGURE PIANE → 2 DIMENSIONI

- ALTEZZA
- LARGHEZZA



INSIEME DI SUPERFICI CONNESSE DA SPIGOLI...



...IN MODO TALE DA "CONTENERE" UN CERTO VOLUME

I SOLIDI

2 GRUPPI

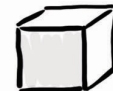
POLIEDRI
SOLO SUPERFICI PIANE
DETTE **FACCE**



• PARALLELEPIPEDO



CUBO



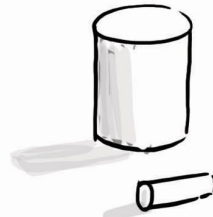
• PRISMA



• PIRAMIDE




• CILINDRO




• SFERA



• CONO



DI ROTAZIONE
RUOTANO INTORNO AL PROPRIO **ASSE**



ROTOLANO!